

The First Five Notes!

Flute

Left: 1 2 3
Thumb: ○
Right: 1 2 3 4

Left: 2 3
Thumb: ○
Right: 1 2 3 4


Left: 2 3
Thumb: ○
Right: 1 2 3

Left: 1 2 3
Thumb: ○
Right: 1 2 3 4

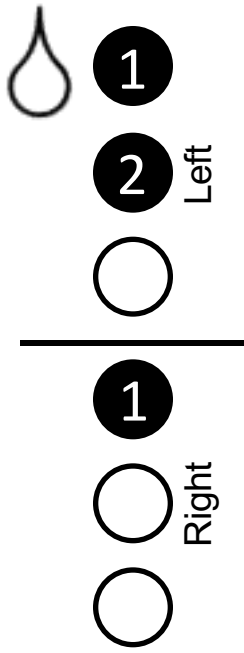
Left: 1 2 3
Thumb: ○
Right: 1 2 3 4

The First Five Notes!

Oboe




B^b

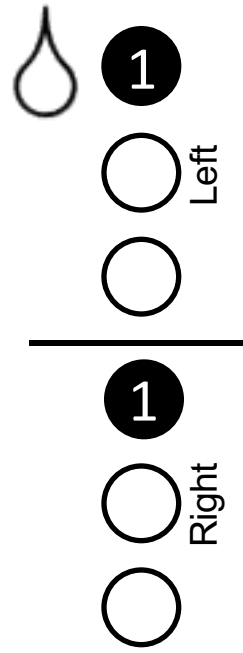


1
2 Left

1
Right




C

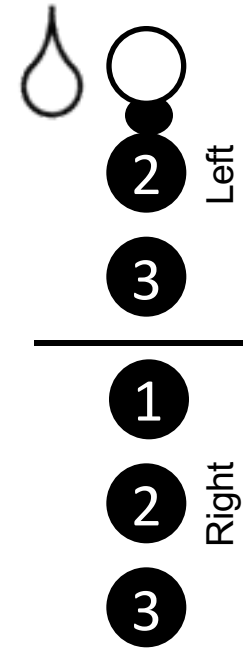


1

1
Right




D

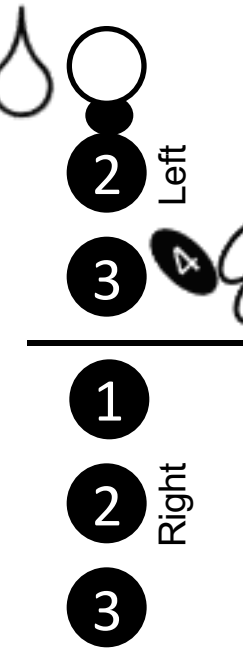


2 Left

1
2
3 Right




E^b

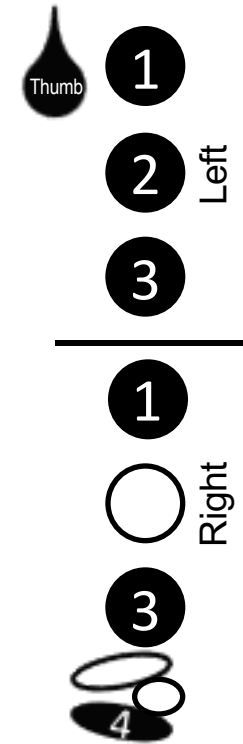


2 Left

1
2
3 Right



F




Thumb 1

1
2 Left

1
3 Right

The First Five Notes!

Clarinet




C

Thumb

1
2
3

Left

Right




D

Thumb

1
2

Left

Right




E

Thumb

1

Left

Right




F

Thumb

Left

Right




G

Left


Right

The First Five Notes!

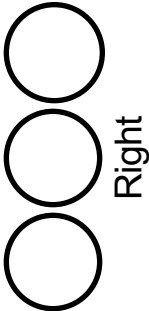
Alto Saxophone




G




Left



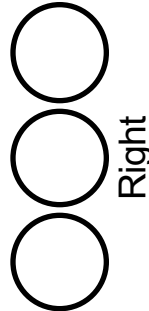
Right




A




Left



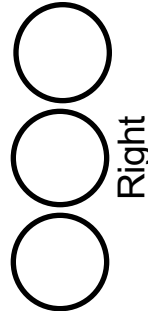
Right




B




Left



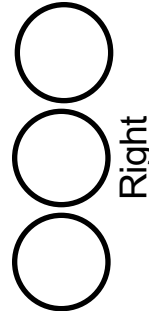
Right




C




Left




Right



D




Left



Right

The First Five Notes!

Bassoon



B^b


1
2
3

Thumb

Left

1
2

Right



C


1
2
3

Thumb

Left

1
2
3

Right



D


1
2

Thumb

Left

1
2
3

Right



E^b


1
3

Thumb

Left

1
2
3

Right



F

1
2
3

Thumb


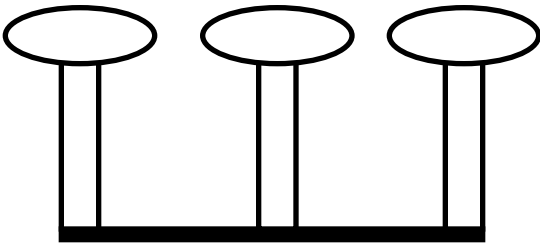
Left


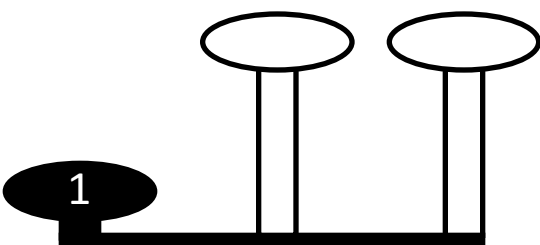
1
2
3


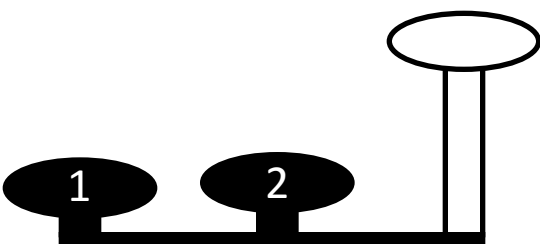
Right


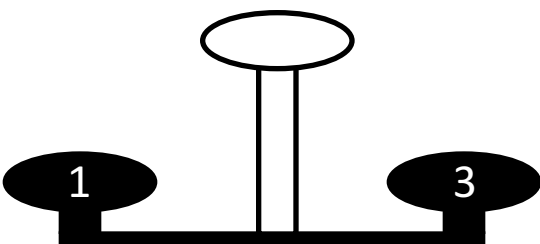
The First Five Notes!


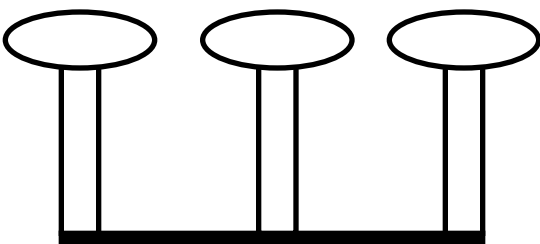
Trumpet

 **G** 

 **F** 



 **E** 



 **D** 

 **C** 


The First Five Notes!



French Horn

 **C** 

 **B^b** 


 **A** 

 **G** 

 **F** 

The First Five Notes!

Trombone




F

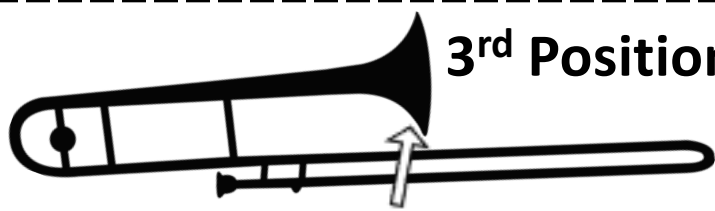


1st Position

All the way in




E^b



3rd Position

Just barely behind the bell




D



4th Position

A bit past the bell




C



6th Position

About as far as you can comfortably reach



B^b



1st Position

All the way in

The First Five Notes!

Baritone

A musical staff in bass clef with a dot on the second line, representing the note F. To the right is the letter 'F'. To the right of the staff are three identical baritone pedals, each with a circular head and a vertical stem, representing the fingerings for this note.

A musical staff in bass clef with a flat symbol and a dot on the second line, representing the note E^b. To the right is the letter 'E^b'. To the right of the staff are two baritone pedals. The first pedal has a black oval with the number '1' on its head, and the second pedal has an empty oval head, representing the fingerings for this note.


A musical staff in bass clef with a dot on the third line, representing the note D. To the right is the letter 'D'. To the right of the staff are three baritone pedals. The first pedal has a black oval with the number '1' on its head, the second has a black oval with the number '2' on its head, and the third has an empty oval head, representing the fingerings for this note.

A musical staff in bass clef with a dot on the third space, representing the note C. To the right is the letter 'C'. To the right of the staff are three baritone pedals. The first pedal has a black oval with the number '1' on its head, the second has an empty oval head, and the third has a black oval with the number '3' on its head, representing the fingerings for this note.

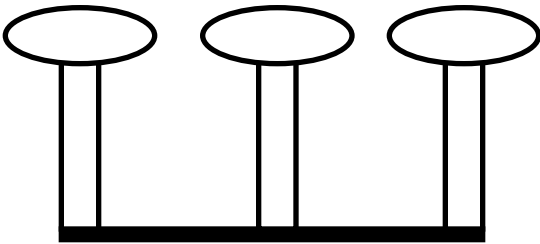
A musical staff in bass clef with a flat symbol and a dot on the third space, representing the note B^b. To the right is the letter 'B^b'. To the right of the staff are three identical baritone pedals, each with a circular head and a vertical stem, representing the fingerings for this note.

The First Five Notes!


Tuba



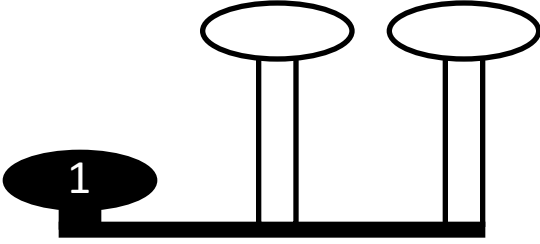
F




A dashed-line box containing a bass clef on a five-line staff with a single note on the first line. To the right is the letter 'F'. To the right of the staff is a diagram of a tuba with three valves, all of which are in the up position.



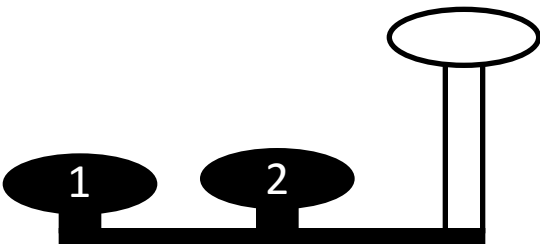
E^b




A dashed-line box containing a bass clef on a five-line staff with a single note on the first space, which has a flat symbol below it. To the right is the letter 'E' with a flat symbol. To the right of the staff is a diagram of a tuba with three valves; the first valve is in the down position and is labeled with the number '1', while the other two are in the up position.



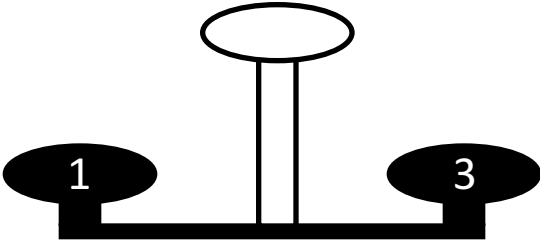
D




A dashed-line box containing a bass clef on a five-line staff with a single note on the second space, which has a flat symbol below it. To the right is the letter 'D'. To the right of the staff is a diagram of a tuba with three valves; the first and second valves are in the down position and labeled '1' and '2' respectively, while the third valve is in the up position.



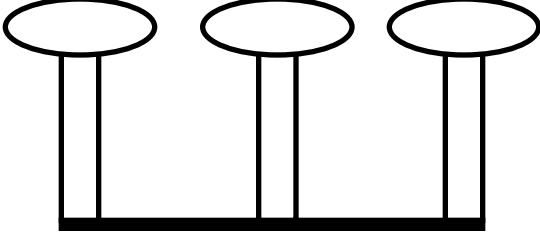
C



A dashed-line box containing a bass clef on a five-line staff with a single note on the second line, which has a flat symbol below it. To the right is the letter 'C'. To the right of the staff is a diagram of a tuba with three valves; the first and third valves are in the down position and labeled '1' and '3' respectively, while the second valve is in the up position.



B^b



A dashed-line box containing a bass clef on a five-line staff with a single note on the second space, which has a flat symbol below it. To the right is the letter 'B' with a flat symbol. To the right of the staff is a diagram of a tuba with three valves, all of which are in the up position.

The First Five Notes!

Mallet Percussion

